


SOFTLINE

SERIES



PLAN
CONCEPT

SOFTLINE PLAN CONCEPT



50 Δ t

(75/65/20°C)

K1



K2



Height mm	Length mm	Stelrad UIN	Heat output		Stelrad UIN	Heat output	
			Watts	Btu/hr		Watts	Btu/hr
600	400	25601104	364	1242	25602204	654	2231
	600	25601106	547	1866	25602206	980	3344
	800	25601108	729	2487	25602208	1307	4459
	1000	25601110	911	3108	25602210	1634	5575
	1200	25601112	1093	3729	25602212	1961	6691
	1400	25601114	1275	4350	25602214	2288	7807

Δ t50 is the UK's industry standard for heating outputs, which has an operating temperature of 75/65/20°C. If you have a low temperature heat source you may wish to consider Δ t40 or Δ t30 output (see your installer or system designer or download from www.stelrad.com).

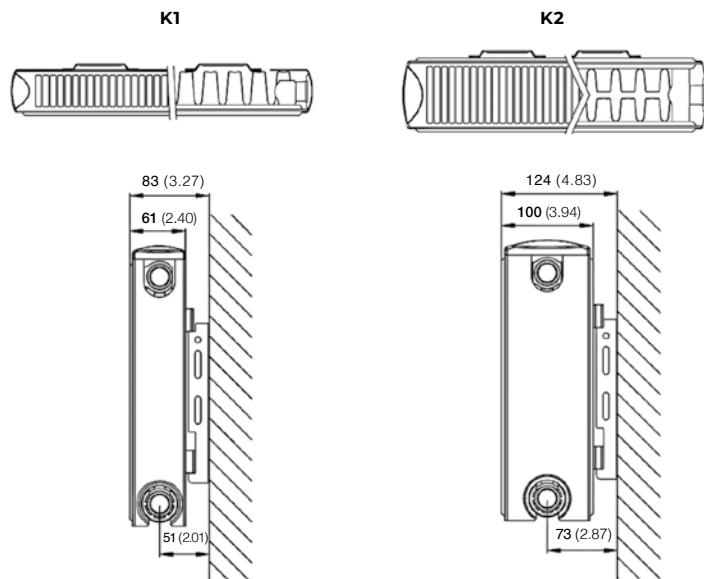
For EN442 data, technical and installation information please visit our website: www.stelrad.com and search product downloads.



www.stelrad.com
Telephone: 0800 876 6813

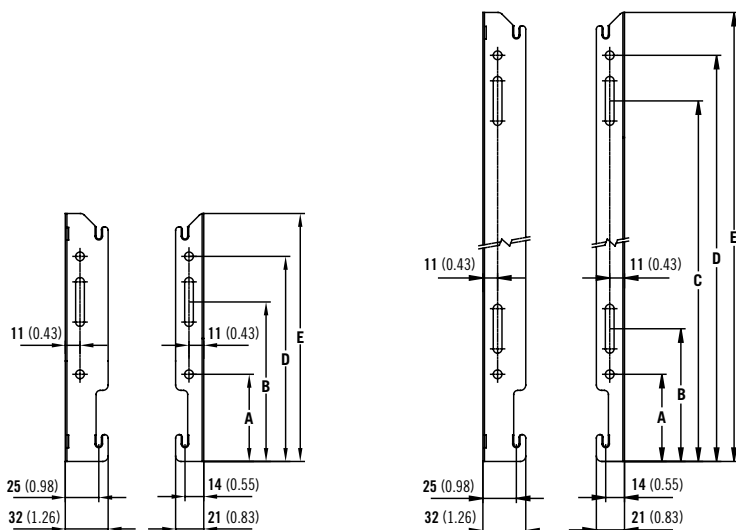
WALL MOUNTING INFORMATION

All dimensions in mm. Inches in brackets.



MOUNTING BRACKETS

All dimensions in mm. Inches in brackets.



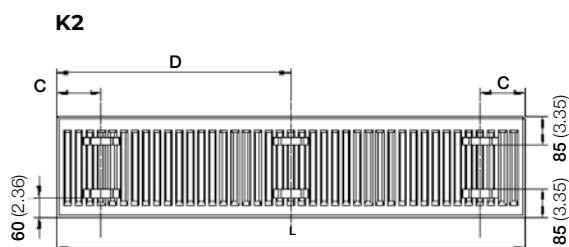
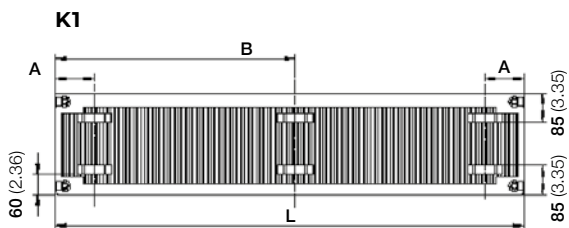
Dimensions	mm	inches
Height	600	23.62
A	65	2.56
B	99	3.90
C	419	16.50
D	453	17.83
E	485	19.09

SOFTLINE PLAN CONCEPT



K1 & K2 LUG POSITIONS (New as of June 2016).

All dimensions in mm. Inches in brackets.

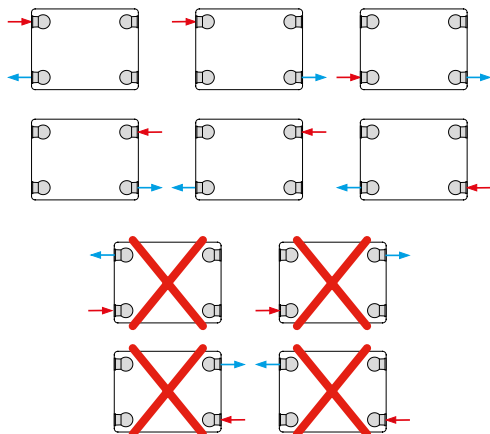


L	K1				K2			
	A		B		C		D	
	mm	in	mm	in	mm	in	mm	in
400	117	4.60	-	-	133	5.24	-	-
500 - 1100	150	5.90	-	-	133	5.24	-	-
1200 - 1600	150	5.90	-	-	133	5.24	-	-
1800 - 2000	150	5.90	(L/2) +17		133	5.24	L/2	

CONNECTIONS

Each radiator comes with 1/2" inlet connections as standard.

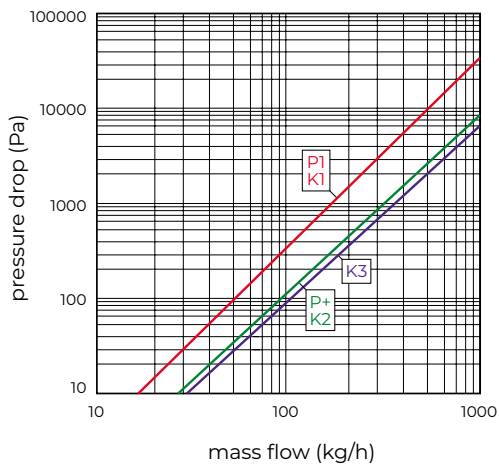
PIPING OPTIONS



EN 442 CERTIFICATION DATA - CETIAT TESTED IN ACCORDANCE WITH BS EN 442

Type	K1	K2
Height	600	600
W/m at 75/65/20	911	1634
n-coefficients	1.27	1.32
Heated surface area (m ² /m)	4.66	7.74
Weight (kg/m)	24.65	40.00
Water contents (l/m)	3.25	6.60
Wall to tap centre (mm)	51	73

PRESSURE DROPS



Type	Kv
P1 / K1	1.67
P+ / K2	3.32
K3	3.65