


# VITA

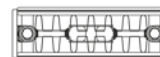
SERIES



**DECO  
VERTICAL  
CONCEPT**

**50 $\Delta$ t**  
(75/65/20°C)

K2




| Height<br>mm | Length<br>mm | Sections | Stelrad<br>UIN | Heat output |       |
|--------------|--------------|----------|----------------|-------------|-------|
|              |              |          |                | Watts       | Btu/h |
| <b>1800</b>  | 400          | 12       | 22182204       | 1476        | 5036  |
|              | 500          | 15       | 22182205       | 1845        | 6295  |
|              | 600          | 18       | 22182206       | 2214        | 7554  |

$\Delta$ t50 is the UK's industry standard for heating outputs, which has an operating temperature of 75/65/20°C. If you have a low temperature heat source you may wish to consider  $\Delta$ t40 or  $\Delta$ t30 output (see your installer or system designer or download from [www.stelradprofessional.com](http://www.stelradprofessional.com)).

For EN442 data, technical and installation information please visit our website: [www.stelradprofessional.com](http://www.stelradprofessional.com) and search product downloads.

## CENTRE TAP TRV

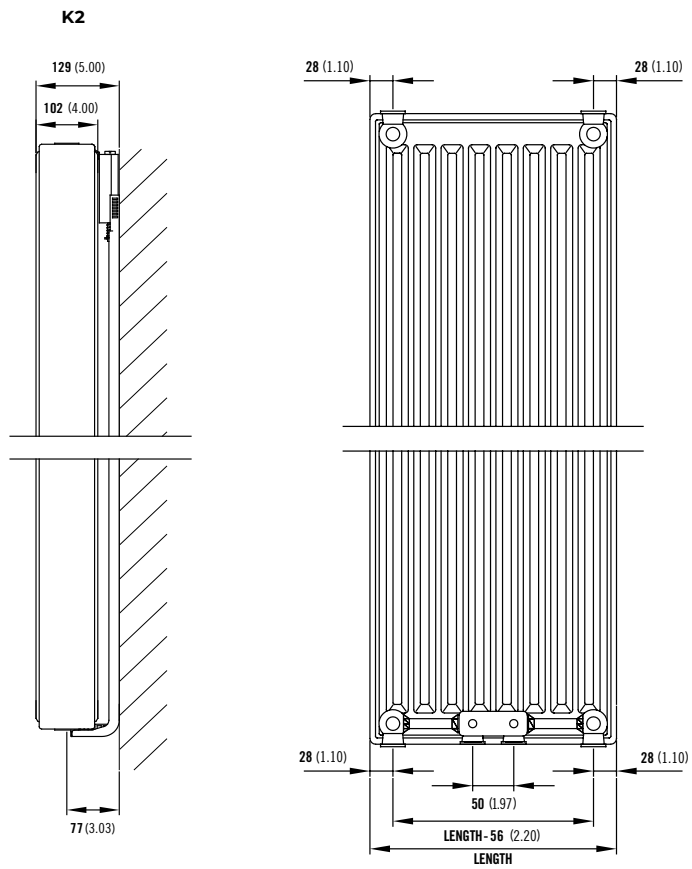


| UIN      | Elements                               |
|----------|--|
| 14531310 | CENTRE TAP TRV STRAIGHT WHITE - 10MM   |
| 14531312 | CENTRE TAP TRV STRAIGHT WHITE - 1/2IN  |
| 14531315 | CENTRE TAP TRV STRAIGHT WHITE - 15MM   |
| 14531410 | CENTRE TAP TRV STRAIGHT CHROME - 10MM  |
| 14531412 | CENTRE TAP TRV STRAIGHT CHROME - 1/2IN |
| 14531415 | CENTRE TAP TRV STRAIGHT CHROME - 15MM  |
| 14531510 | CENTRE TAP TRV ANGLED L WHITE - 10MM   |
| 14531512 | CENTRE TAP TRV ANGLED L WHITE - 1/2IN  |
| 14531515 | CENTRE TAP TRV ANGLED L WHITE - 15MM   |
| 14531610 | CENTRE TAP TRV ANGLED L CHROME - 10MM  |
| 14531612 | CENTRE TAP TRV ANGLED L CHROME - 1/2IN |
| 14531615 | CENTRE TAP TRV ANGLED L CHROME - 15MM  |



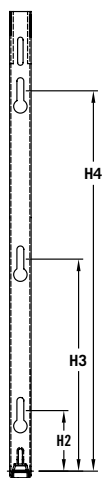
## WALL MOUNTING AND LUG INFORMATION

All dimensions in mm. Inches in brackets.



Comes complete with Stelrad's class leading safety bracket.

## MOUNTING BRACKETS



| Height |        | H2 |        | H3  |        | H4   |        |
|--------|--------|----|--------|-----|--------|------|--------|
| mm     | inches | mm | inches | mm  | inches | mm   | inches |
| 1800   | 70.90  | 70 | 2.75   | 830 | 43.89  | 1590 | 63.58  |

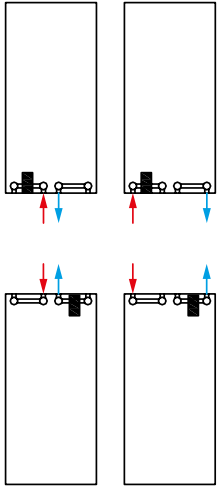
# VITA DECO VERTICAL CONCEPT



## CONNECTIONS

Each radiator comes with ½" inlet connections as standard.

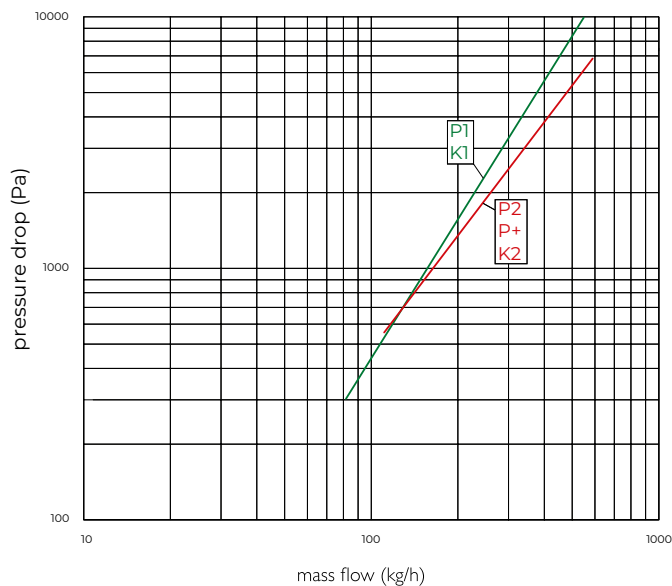
## PIPING OPTIONS



## EN 442 CERTIFICATION DATA - CETIAT TESTED IN ACCORDANCE WITH BS EN 442

| Type                                    | K2     |
|---|--------|
| Height                                  | 1800   |
| W/m at 75/65/20                         | 3690   |
| n-coefficients                          | 1.32   |
| Heated surface area (m <sup>2</sup> /m) | 29.90  |
| Weight (kg/m)                           | 105.30 |
| Water contents (l/m)                    | 15.90  |
| Wall to tap centre (mm)                 | 77     |
| K <sub>M</sub>                          | 20.70  |

## PRESSURE DROPS



| Type         | Kv   |
|--------------|------|
| P1 / K1      | 1.60 |
| P2 / P+ / K2 | 1.85 |