

COLUMN

SERIES



STELRAD
HATTERSLEY
CAST IRON
COLUMN

STELRAD HATTERSLEY CAST IRON COLUMN



50Δt

(75/65/20°C)

4 COLUMN

6 COLUMN

Height mm	Length mm	Sections	Stelrad UIN	Heat output		Weight (kg)	Stelrad UIN	Heat output		Weight (kg)
				Watts	Btu/h			Watts	Btu/h	
360	512	8	264073	378	1291	28	-	-	-	-
	573	9	264074	426	1452	31	-	-	-	-
	634	10	264075	473	1614	34	-	-	-	-
	695	11	264076	520	1775	38	-	-	-	-
	756	12	264077	568	1937	41	-	-	-	-
	816	13	264078	615	2098	45	-	-	-	-
	877	14	264079	662	2259	48	-	-	-	-
	938	15	264080	710	2421	52	-	-	-	-
	999	16	264081	757	2582	55	-	-	-	-
	1060	17	264082	804	2744	59	-	-	-	-
	1120	18	264083	851	2905	62	-	-	-	-
1181	19	264084	899	3066	65	-	-	-	-	
505	512	8	264085	538	1834	34	264037	772	2634	67
	573	9	264086	605	2064	38	264038	869	2963	75
	634	10	264087	672	2293	42	264039	965	3293	84
	695	11	264088	739	2522	46	264040	1062	3622	92
	756	12	264089	806	2751	50	264041	1158	3951	100
	816	13	264090	874	2981	55	264042	1255	4280	109
	877	14	264091	941	3210	59	264043	1351	4610	117
	938	15	264092	1008	3439	63	264044	1448	4939	125
	999	16	264093	1075	3669	67	264045	1544	5268	134
	1060	17	264094	1142	3898	71	264046	1641	5597	142
	1120	18	264095	1210	4127	75	264047	1737	5927	150
1181	19	264096	1277	4356	80	264048	1834	6256	159	
660	512	8	264001	706	2410	44	264049	1012	3453	77
	573	9	264002	795	2712	50	264050	1139	3885	86
	634	10	264003	883	3013	56	264051	1265	4316	96
	695	11	264004	971	3314	61	264052	1392	4748	105
	756	12	264005	1060	3615	67	264053	1518	5179	115
	816	13	264006	1148	3917	72	264054	1645	5611	125
	877	14	264007	1236	4218	78	264055	1771	6043	134
	938	15	264008	1325	4519	83	264056	1898	6474	144
	999	16	264009	1413	4820	89	264057	2024	6906	153
	1060	17	264010	1501	5122	94	264058	2151	7338	163
	1120	18	264011	1589	5423	100	264059	2277	7769	173
1181	19	264012	1678	5724	106	264060	2404	8201	182	
760	512	8	264013	852	2907	50	-	-	-	-
	573	9	264014	959	3270	56	-	-	-	-
	634	10	264015	1065	3634	62	-	-	-	-
	695	11	264016	1172	3997	68	-	-	-	-
	756	12	264017	1278	4361	75	-	-	-	-
	816	13	264018	1385	4724	81	-	-	-	-
	877	14	264019	1491	5087	87	-	-	-	-
	938	15	264020	1598	5451	93	-	-	-	-
	999	16	264021	1704	5814	100	-	-	-	-
	1060	17	264022	1811	6177	106	-	-	-	-
	1120	18	264023	1917	6541	112	-	-	-	-
1181	19	264024	2024	6904	118	-	-	-	-	
960	512	8	264025	1019	3478	63	264061	1459	4979	98
	573	9	264026	1147	3912	71	264062	1642	5601	111
	634	10	264027	1274	4347	79	264063	1824	6223	123
	695	11	264028	1401	4782	86	264064	2006	6846	135
	756	12	264029	1529	5216	94	264065	2189	7468	147
	816	13	264030	1656	5651	102	264066	2371	8091	160
	877	14	264031	1784	6086	110	264067	2554	8713	172
	938	15	264032	1911	6520	118	264068	2736	9335	184
	999	16	264033	2038	6955	126	264069	2918	9958	196
	1060	17	264034	2166	7390	133	264070	3101	10580	209
	1120	18	264035	2293	7824	141	264071	3283	11202	221
1181	19	264036	2421	8259	149	264072	3466	11825	233	

Δt50 is the UK's industry standard for heating outputs, which has an operating temperature of 75/65/20°C. If you have a low temperature heat source you may wish to consider Δt40 or Δt30 output (see your installer or system designer or download from www.stelradprofessional.com).

For EN442 data, technical and installation information please visit our website: www.stelradprofessional.com and search product downloads.

Lengths quoted are given in good faith. However, due to the nature of the manufacturing process tolerances can and should be expected. Quoted dimensions should therefore only be used as a guideline.



www.stelradprofessional.com

Telephone: 0800 876 6813

STELRAD HATTERSLEY CAST IRON COLUMN



Delivery Information

Please note: Due to the weight of the product a 2-man lift is required and there is a £84 incl. VAT shipping charge per order, per destination for orders under £1200 incl. VAT.

The delivery driver is only able to stop at the closest point on the road at the nearest accessible external hard standing, i.e. pavement.

Due to health and safety legislation the driver is prohibited from lifting any heavy goods (25kg = max. single person lift). They are not insured to enter the property. It is your responsibility to organise the manpower thereafter to be available to move your radiators to a suitable and dry storage area.

Stelrad Hattersley Cast Iron Column radiators are delivered individually wrapped with each individual radiator layer separated with a thick card then secured flat onto the pallet(s).

Stelrad Hattersley Cast Iron Column radiators have up to a 15 working day lead time.

Bush/Valve Installation

Please note that a unique feature of Cast Iron radiators is that the top and bottom threads on one side of the radiator are Left Hand threaded. This means that any Left Hand threaded bushes tighten into these threads in a counter-clockwise direction. The top air vent bush and the fitting below are Left Hand threads (the female sub-thread within these bushes is standard Right-Hand thread). Never force a bush into the radiators thread, double check the bush and radiator threads for correct orientation. The bushes on the opposite end of the radiator are Right-Hand threads (so undo/tighten in the usual way).

When fitting a valve tail or air vent into the Left-Hand bush you will need to 'hold against' the bush with a suitable flat faced wrench to prevent this bush from unscrewing/loosening.

The excessive use of jointing materials when making the valve tails/vents into the bushes can sometimes crack the cast iron bush. It is recommended to use the correct amount of PTFE tape to make this joint. Other sealing compounds can be used and care should be taken to ensure they do not come into contact with the bush gaskets. Whilst you do need to firmly tighten fittings in please do NOT excessively over tighten as this could lead to failure of the component.


Reminder on Bushes: The male (external) large thread of each bush fitting on the air vent side of the radiator is a Left-Hand thread i.e. turns counter-clockwise to tighten. The internal sub-threads of these bushes are standard Right-Hand thread so screw the valve tail and air vent into these bushes in the usual way (clockwise). The radiator section and bush threads at the opposite end of the radiator are both Right Hand threads.

Valves: For trouble free operation always fit your TRV (Thermostatic Radiator Valve) onto the heating flow pipe work. Failure to fit the TRV on the heating flow will cause unsatisfactory operation and could result in excessively noisy operation (water hammer).

Balancing the System: Your heating engineer will be familiar with the requirement to balance the radiators when they commission the system. Getting this right is important to the operational share of the available heated water. This is achieved through adjusting the lock-shield valves on the radiators (turning down the lock-shield valves on radiators that are closest to the pump and opening the lock-shield valves further from the pump). In this way you 'share' the available heat evenly around the system. Do this with the TRV/wheel-head valves fully open and then use the TRV/wheel-head for local room control of the temperature.

Wall Stay Installation

Wall stays are typically clamped between the rear columns of the radiator and screwed securely to the wall. The threaded rod should then be cut to length to suit final positioning (see diagram below).



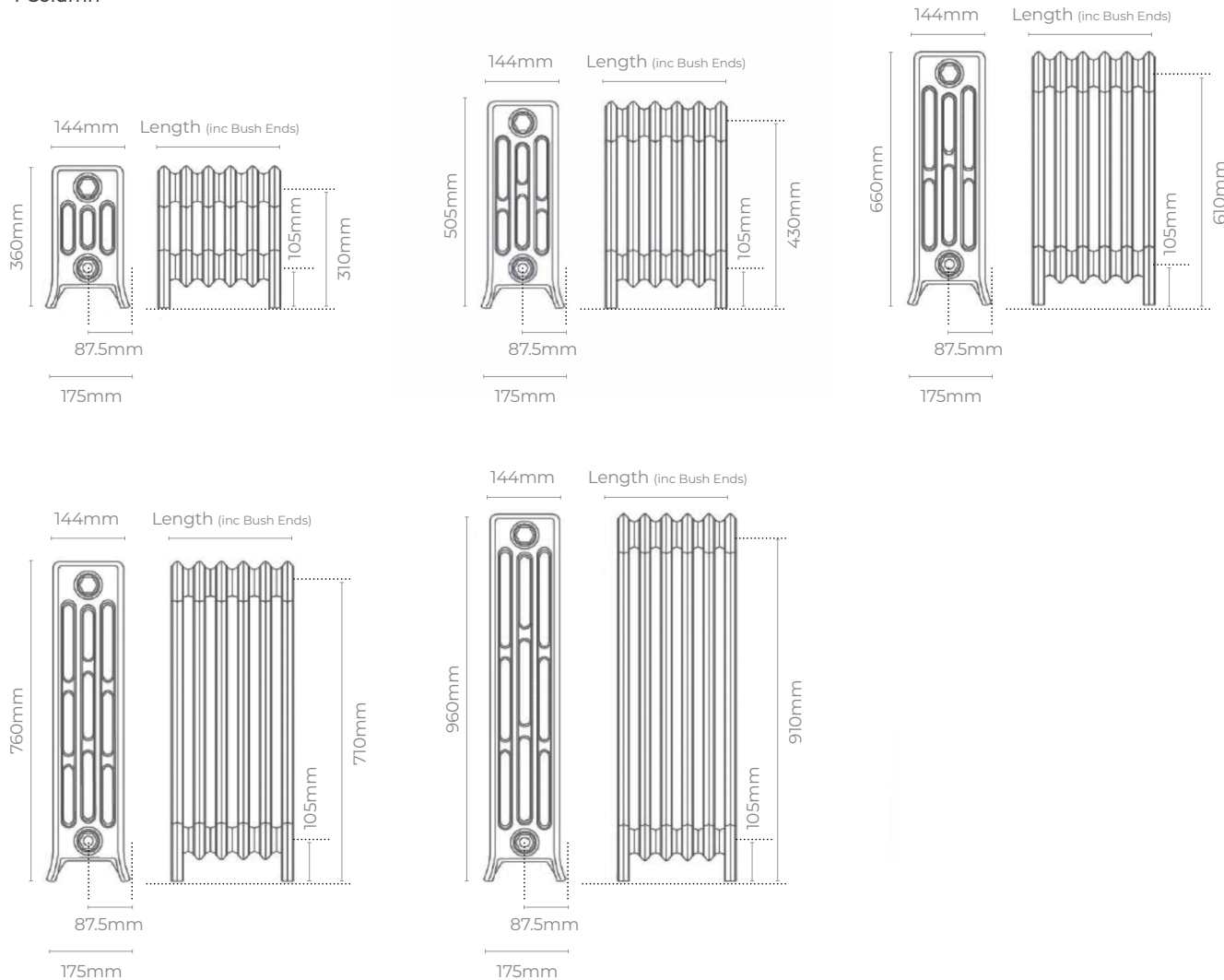
Wall stays provide a firm brace to the wall for your Cast Iron radiator. All our Cast Iron radiators are floor standing and stable, however, due to their weight, we strongly recommend you tie your radiator to the wall with wall stays for added safety.

STELRAD HATTERSLEY CAST IRON COLUMN

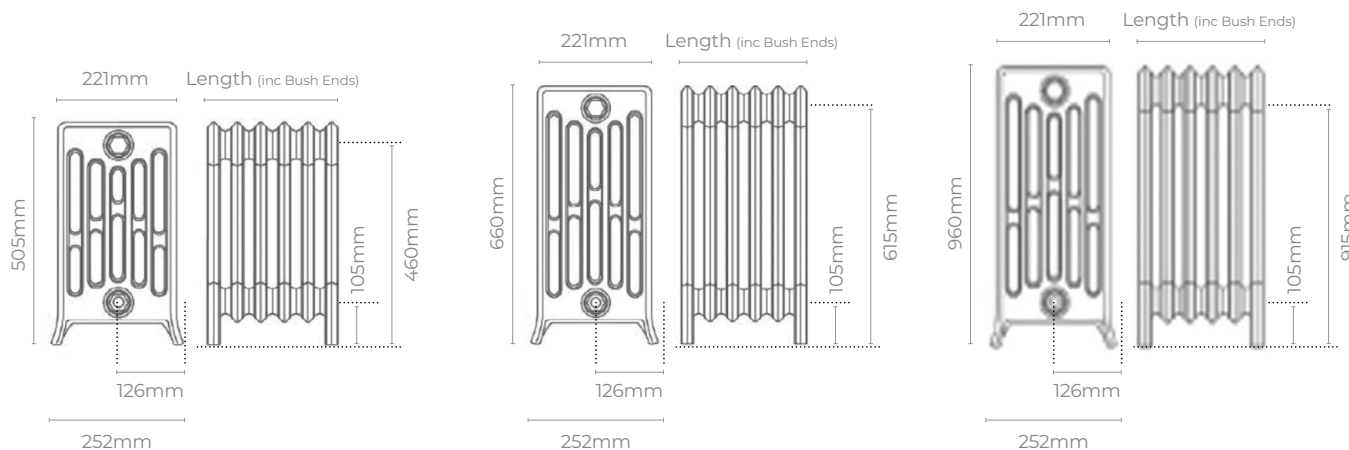


PRODUCT DIMENSIONS

4 Column



6 Column



STELRAD HATTERSLEY CAST IRON COLUMN



ALL EN442 INFORMATION IS AVAILABLE ON REQUEST.


PRESSURE DROPS

Cast Iron Column range Maximum Operating Pressure = 6 bar (max. test pressure = 7.8 bar).

'HARDWARE PACK' INCLUDES

Wall tie(s) provided (no screws).

Brass bleed valve and touch up paint pots included as standard.



COLOUR OPTIONS



Aged Gold



Anthracite Black



Bright Gold



Bronze



Copper



Natural Cast



Old Penny



Old Pewter



Pewter



Sovereign Gold