



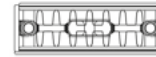
# VITA PLAN VERTICAL

Vita Series

**50  $\Delta t$**

(75/65/20°C)

**K2**




Height mm	Length mm	Sections	Stelrad UIN	Watts	Heat output	Btu/h
<b>1800</b>	400	12	89322418	1476		5036
	500	15	89322518	1845		6295
	600	18	89322618	2214		7554

$\Delta t$ 50 is the UK's industry standard for heating outputs, which has an operating temperature of 75/65/20°C. If you have a low temperature heat source you may wish to consider  $\Delta t$ 40 or  $\Delta t$ 30 output (see your installer or system designer or download from [www.stelrad.com](http://www.stelrad.com)).

For EN442 data, technical and installation information please visit our website: [www.stelrad.com](http://www.stelrad.com) and search product downloads.

## CENTRE TAP TRV



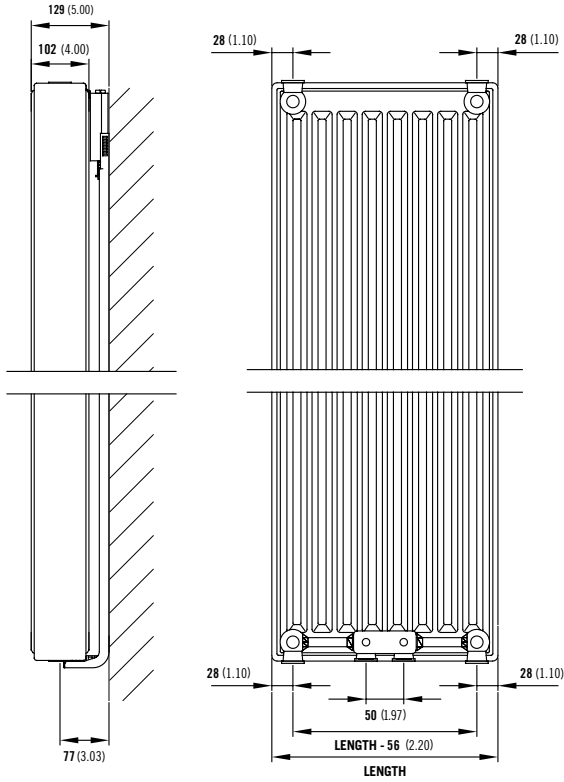
UIN	Elements
14531310	CENTRE TAP TRV STRAIGHT WHITE -10MM
14531312	CENTRE TAP TRV STRAIGHT WHITE -1/2IN
14531315	CENTRE TAP TRV STRAIGHT WHITE -15MM
14531410	CENTRE TAP TRV STRAIGHT CHROME -10MM
14531412	CENTRE TAP TRV STRAIGHT CHROME -1/2IN
14531415	CENTRE TAP TRV STRAIGHT CHROME -15MM
14531510	CENTRE TAP TRV ANGLED L WHITE -10MM
14531512	CENTRE TAP TRV ANGLED L WHITE -1/2IN
14531515	CENTRE TAP TRV ANGLED L WHITE -15MM
14531610	CENTRE TAP TRV ANGLED L CHROME -10MM
14531612	CENTRE TAP TRV ANGLED L CHROME -1/2IN
14531615	CENTRE TAP TRV ANGLED L CHROME -15MM
14531710	CENTRE TAP TRV ANGLED R WHITE -10MM
14531712	CENTRE TAP TRV ANGLED R WHITE -1/2IN
14531715	CENTRE TAP TRV ANGLED R WHITE -15MM
14531810	CENTRE TAP TRV ANGLED R CHROME -10MM
14531812	CENTRE TAP TRV ANGLED R CHROME -1/2IN
14531815	CENTRE TAP TRV ANGLED R CHROME -15MM

# VITA PLAN VERTICAL

Vita Series

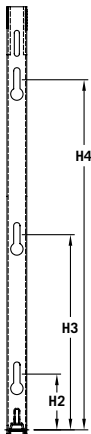
## WALL MOUNTING AND LUG INFORMATION

All dimensions in mm. Inches in brackets.



Comes complete with Stelrad's class leading safety bracket.

## MOUNTING BRACKETS



Height		H2		H3		H4	
mm	inches	mm	inches	mm	inches	mm	inches
1800	70.87	70	2.75	830	43.89	1590	63.58

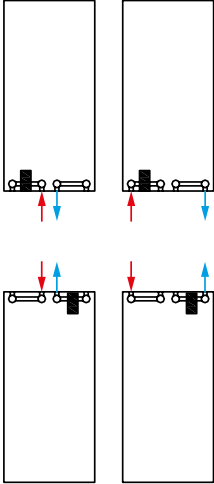
## CONNECTIONS

Each radiator comes with 1/2" inlet connections as standard.

# VITA PLAN VERTICAL

Vita Series

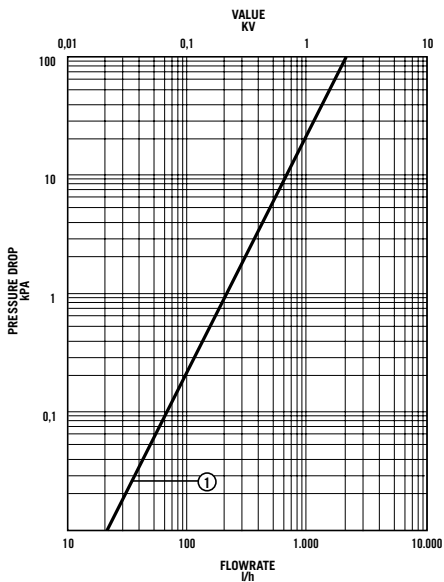
## PIPING OPTIONS



## EN 442 CERTIFICATION DATA - CETIAT TESTED IN ACCORDANCE WITH BS EN 442

Type	K2
Height	1800
W/m at 75/65/20	3690
n-coefficients	1.32
Heated surface area (m <sup>2</sup> /m)	29.90
Weight (kg/m)	105.30
Water contents (l/m)	15.90
Wall to tap centre (mm)	77
K <sub>M</sub>	20.70

## PRESSURE DROPS



① Type 21 (P+), 22 (K2)