

# COLUMN

SERIES



STELRAD  
ARTISAN  
CAST IRON  
COLUMN

# STELRAD ARTISAN CAST IRON COLUMN



## 50 $\Delta$ t

(75/65/20°C)

Height mm	Length mm	2 COLUMN				3 COLUMN				4 COLUMN				6 COLUMN				
		Sections	Stelrad UIN	Heat output Watts Btu/h	Weight (kg)	Stelrad UIN	Heat output Watts Btu/h	Weight (kg)	Stelrad UIN	Heat output Watts Btu/h	Weight (kg)	Stelrad UIN	Heat output Watts Btu/h	Weight (kg)	Stelrad UIN	Heat output Watts Btu/h	Weight (kg)	
360	205	3	-	-	-	-	-	-	-	266119	132	450	9	266221	189	645	14	
	263	4	-	-	-	-	-	-	-	266120	176	601	12	266222	252	860	18	
	322	5	-	-	-	-	-	-	-	266121	220	751	15	266223	315	1075	23	
	380	6	-	-	-	-	-	-	-	266122	264	901	17	266224	378	1290	27	
	438	7	-	-	-	-	-	-	-	266123	308	1051	20	266225	441	1505	32	
	496	8	-	-	-	-	-	-	-	266124	352	1201	23	266226	504	1720	36	
	555	9	-	-	-	-	-	-	-	266125	396	1351	26	266227	567	1935	41	
	613	10	-	-	-	-	-	-	-	266126	440	1501	29	266228	630	2150	45	
	671	11	-	-	-	-	-	-	-	266127	484	1651	32	266229	693	2365	50	
	730	12	-	-	-	-	-	-	-	266128	528	1802	35	266230	756	2580	54	
	788	13	-	-	-	-	-	-	-	266129	572	1952	38	266231	819	2795	59	
	846	14	-	-	-	-	-	-	-	266130	616	2102	41	266232	882	3,010	63	
	905	15	-	-	-	-	-	-	-	266131	660	2252	44	266233	945	3224	68	
	963	16	-	-	-	-	-	-	-	266132	704	2402	46	266234	1008	3439	72	
	1021	17	-	-	-	-	-	-	-	266133	748	2552	49	266235	1071	3654	77	
	1079	18	-	-	-	-	-	-	-	266134	792	2702	52	266236	1134	3869	81	
	1138	19	-	-	-	-	-	-	-	266135	836	2853	55	266237	1197	4084	86	
	460	205	3	266000	105	358	7	-	-	-	266136	174	594	12	-	-	-	-
		263	4	266001	140	478	9	-	-	-	266137	232	792	16	-	-	-	-
322		5	266002	175	597	12	-	-	-	266138	290	990	20	-	-	-	-	
380		6	266003	210	717	14	-	-	-	266139	348	1187	24	-	-	-	-	
438		7	266004	245	836	16	-	-	-	266140	406	1385	28	-	-	-	-	
496		8	266005	280	955	18	-	-	-	266141	464	1583	32	-	-	-	-	
555		9	266006	315	1075	21	-	-	-	266142	522	1781	36	-	-	-	-	
613		10	266007	350	1194	23	-	-	-	266143	580	1979	40	-	-	-	-	
671		11	266008	385	1314	25	-	-	-	266144	638	2177	44	-	-	-	-	
730		12	266009	420	1433	28	-	-	-	266145	696	2375	48	-	-	-	-	
788		13	266010	455	1553	30	-	-	-	266146	754	2573	52	-	-	-	-	
846		14	266011	490	1672	32	-	-	-	266147	812	2771	56	-	-	-	-	
905		15	266012	525	1791	35	-	-	-	266148	870	2969	60	-	-	-	-	
963		16	266013	560	1911	37	-	-	-	266149	928	3166	64	-	-	-	-	
1021		17	266014	595	2030	39	-	-	-	266150	986	3364	68	-	-	-	-	
1079		18	266015	630	2150	41	-	-	-	266151	1044	3562	72	-	-	-	-	
1138		19	266016	665	2269	44	-	-	-	266152	1102	3760	76	-	-	-	-	
560		205	3	-	-	-	-	266051	162	553	11	266153	207	706	15	-	-	-
		263	4	-	-	-	-	266052	216	737	15	266154	276	942	20	-	-	-
	322	5	-	-	-	-	266053	270	921	19	266155	345	1177	25	-	-	-	
	380	6	-	-	-	-	266054	324	1106	22	266156	414	1413	29	-	-	-	
	438	7	-	-	-	-	266055	378	1290	26	266157	483	1648	34	-	-	-	
	496	8	-	-	-	-	266056	432	1474	30	266158	552	1884	39	-	-	-	
	555	9	-	-	-	-	266057	486	1658	33	266159	621	2119	44	-	-	-	
	613	10	-	-	-	-	266058	540	1843	37	266160	690	2354	49	-	-	-	
	671	11	-	-	-	-	266059	594	2027	41	266161	759	2590	54	-	-	-	
	730	12	-	-	-	-	266060	648	2211	44	266162	828	2825	59	-	-	-	
	788	13	-	-	-	-	266061	702	2395	48	266163	897	3061	64	-	-	-	
	846	14	-	-	-	-	266062	756	2580	52	266164	966	3296	69	-	-	-	
	905	15	-	-	-	-	266063	810	2764	56	266165	1035	3532	74	-	-	-	
	963	16	-	-	-	-	266064	864	2948	59	266166	1104	3767	78	-	-	-	
	1021	17	-	-	-	-	266065	918	3132	63	266167	1173	4002	83	-	-	-	
	1079	18	-	-	-	-	266066	972	3317	67	266168	1242	4238	88	-	-	-	
	1138	19	-	-	-	-	266067	1026	3501	70	266169	1311	4473	93	-	-	-	

$\Delta$ t50 is the UK's industry standard for heating outputs, which has an operating temperature of 75/65/20°C. If you have a low temperature heat source you may wish to consider  $\Delta$ t40 or  $\Delta$ t30 output (see your installer or system designer or download from [www.stelradprofessional.com](http://www.stelradprofessional.com)).

For EN442 data, technical and installation information please visit our website: [www.stelradprofessional.com](http://www.stelradprofessional.com) and search product downloads.

Lengths quoted are given in good faith. However, due to the nature of the manufacturing process tolerances can and should be expected. Quoted dimensions should therefore only be used as a guideline.

# STELRAD ARTISAN CAST IRON COLUMN



## 50 $\Delta$ t

(75/65/20°C)

Height mm	Length mm	Sections	2 COLUMN				3 COLUMN				4 COLUMN			6 COLUMN					
			Stelrad UIN	Heat output Watts	Btu/h	Weight (kg)	Stelrad UIN	Heat output Watts	Btu/h	Weight (kg)	Stelrad UIN	Heat output Watts	Btu/h	Weight (kg)	Stelrad UIN	Heat output Watts	Btu/h	Weight (kg)	
660	205	3	-	-	-	-	266068	198	676	13	-	-	-	-	-	-	-	-	
	263	4	-	-	-	-	266069	264	901	17	-	-	-	-	-	-	-	-	
	322	5	-	-	-	-	266070	330	1126	22	-	-	-	-	-	-	-	-	
	380	6	-	-	-	-	266071	396	1351	26	-	-	-	-	-	-	-	-	
	438	7	-	-	-	-	266072	462	1576	30	-	-	-	-	-	-	-	-	
	496	8	-	-	-	-	266073	528	1802	34	-	-	-	-	-	-	-	-	
	555	9	-	-	-	-	266074	594	2027	39	-	-	-	-	-	-	-	-	
	613	10	-	-	-	-	266075	660	2252	43	-	-	-	-	-	-	-	-	
	671	11	-	-	-	-	266076	726	2477	47	-	-	-	-	-	-	-	-	
	730	12	-	-	-	-	266077	792	2702	52	-	-	-	-	-	-	-	-	
	788	13	-	-	-	-	266078	858	2928	56	-	-	-	-	-	-	-	-	
	846	14	-	-	-	-	266079	924	3153	60	-	-	-	-	-	-	-	-	
	905	15	-	-	-	-	266080	990	3378	65	-	-	-	-	-	-	-	-	
	963	16	-	-	-	-	266081	1056	3603	69	-	-	-	-	-	-	-	-	
	1021	17	-	-	-	-	266082	1122	3828	73	-	-	-	-	-	-	-	-	
	1079	18	-	-	-	-	266083	1188	4054	77	-	-	-	-	-	-	-	-	
	1138	19	-	-	-	-	266084	1254	4279	82	-	-	-	-	-	-	-	-	
	760	205	3	266017	177	604	13	266085	234	798	15	266170	288	983	17	-	-	-	-
		263	4	266018	236	805	17	266086	312	1065	20	266171	384	1310	23	-	-	-	-
322		5	266019	295	1007	21	266087	390	1331	25	266172	480	1638	29	-	-	-	-	
380		6	266020	354	1208	25	266088	468	1597	29	266173	576	1965	35	-	-	-	-	
438		7	266021	413	1409	29	266089	546	1863	34	266174	672	2293	41	-	-	-	-	
496		8	266022	472	1611	34	266090	624	2129	39	266175	768	2621	46	-	-	-	-	
555		9	266023	531	1812	38	266091	702	2395	44	266176	864	2948	52	-	-	-	-	
613		10	266024	590	2013	42	266092	780	2661	49	266177	960	3276	58	-	-	-	-	
671		11	266025	649	2214	46	266093	858	2928	54	266178	1056	3603	64	-	-	-	-	
730		12	266026	708	2416	50	266094	936	3194	59	266179	1152	3931	70	-	-	-	-	
788		13	266027	767	2617	55	266095	1014	3460	64	266180	1248	4258	75	-	-	-	-	
846		14	266028	826	2818	59	266096	1092	3726	69	266181	1344	4586	81	-	-	-	-	
905		15	266029	885	3020	63	266097	1170	3992	74	266182	1440	4913	87	-	-	-	-	
963		16	266030	944	3221	67	266098	1248	4258	78	266183	1536	5241	93	-	-	-	-	
1021		17	266031	1003	3422	71	266099	1326	4524	83	266184	1632	5569	99	-	-	-	-	
1079		18	266032	1062	3624	76	266100	1404	4791	88	266185	1728	5896	104	-	-	-	-	
1138		19	266033	1121	3825	80	266101	1482	5057	93	266186	1824	6224	110	-	-	-	-	
860		205	3	-	-	-	-	266102	261	891	16	266187	327	1116	22	-	-	-	-
		263	4	-	-	-	-	266103	348	1187	22	266188	436	1488	29	-	-	-	-
	322	5	-	-	-	-	266104	435	1484	27	266189	545	1860	36	-	-	-	-	
	380	6	-	-	-	-	266105	522	1781	32	266190	654	2232	43	-	-	-	-	
	438	7	-	-	-	-	266106	609	2078	38	266191	763	2603	50	-	-	-	-	
	496	8	-	-	-	-	266107	696	2375	43	266192	872	2975	58	-	-	-	-	
	555	9	-	-	-	-	266108	783	2672	49	266193	981	3347	65	-	-	-	-	
	613	10	-	-	-	-	266109	870	2969	54	266194	1090	3719	72	-	-	-	-	
	671	11	-	-	-	-	266110	957	3265	59	266195	1199	4091	79	-	-	-	-	
	730	12	-	-	-	-	266111	1044	3562	65	266196	1308	4463	86	-	-	-	-	
	788	13	-	-	-	-	266112	1131	3859	70	266197	1417	4835	94	-	-	-	-	
	846	14	-	-	-	-	266113	1218	4156	76	266198	1526	5207	101	-	-	-	-	
	905	15	-	-	-	-	266114	1305	4453	81	266199	1635	5579	108	-	-	-	-	
	963	16	-	-	-	-	266115	1392	4750	86	266200	1744	5951	115	-	-	-	-	
	1021	17	-	-	-	-	266116	1479	5047	92	266201	1853	6323	122	-	-	-	-	
	1079	18	-	-	-	-	266117	1566	5343	97	266202	1962	6695	130	-	-	-	-	
	1138	19	-	-	-	-	266118	1653	5640	103	266203	2071	7067	137	-	-	-	-	

$\Delta$ t50 is the UK's industry standard for heating outputs, which has an operating temperature of 75/65/20°C. If you have a low temperature heat source you may wish to consider  $\Delta$ t40 or  $\Delta$ t30 output (see your installer or system designer or download from [www.stelradprofessional.com](http://www.stelradprofessional.com)).

For EN442 data, technical and installation information please visit our website: [www.stelradprofessional.com](http://www.stelradprofessional.com) and search product downloads.

Lengths quoted are given in good faith. However, due to the nature of the manufacturing process tolerances can and should be expected. Quoted dimensions should therefore only be used as a guideline.

# STELRAD ARTISAN CAST IRON COLUMN



## 50 $\Delta$ t

(75/65/20°C)

Height mm	Length mm	Sections	2 COLUMN			3 COLUMN			4 COLUMN			6 COLUMN						
			Stelrad UIN	Heat output Watts	Btu/h	Weight (kg)	Stelrad UIN	Heat output Watts	Btu/h	Weight (kg)	Stelrad UIN	Heat output Watts	Btu/h	Weight (kg)				
960	205	3	266034	222	757	13	-	-	-	-	266204	366	1249	23	266238	513	1750	35
	263	4	266035	296	1010	17	-	-	-	-	266205	488	1665	31	266239	684	2334	47
	322	5	266036	370	1262	22	-	-	-	-	266206	610	2081	39	266240	855	2917	59
	380	6	266037	444	1515	26	-	-	-	-	266207	732	2498	47	266241	1026	3501	70
	438	7	266038	518	1767	30	-	-	-	-	266208	854	2914	55	266242	1197	4084	82
	496	8	266039	592	2020	34	-	-	-	-	266209	976	3330	62	266243	1368	4668	94
	555	9	266040	666	2272	39	-	-	-	-	266210	1098	3747	70	266244	1539	5251	105
	613	10	266041	740	2525	43	-	-	-	-	266211	1220	4163	78	266245	1710	5835	117
	671	11	266042	814	2777	47	-	-	-	-	266212	1342	4579	86	266246	1881	6418	129
	730	12	266043	888	3030	52	-	-	-	-	266213	1464	4995	94	266247	2052	7002	140
	788	13	266044	962	3282	56	-	-	-	-	266214	1586	5412	101	266248	2223	7585	152
	846	14	266045	1036	3535	60	-	-	-	-	266215	1708	5828	109	266249	2394	8169	164
	905	15	266046	1110	3787	65	-	-	-	-	266216	1830	6244	117	266250	2565	8752	176
	963	16	266047	1184	4040	69	-	-	-	-	266217	1952	6661	125	266251	2736	9336	187
	1021	17	266048	1258	4292	73	-	-	-	-	266218	2074	7077	133	-	-	-	-
	1079	18	266049	1332	4545	77	-	-	-	-	266219	2196	7493	140	-	-	-	-
	1138	19	266050	1406	4797	82	-	-	-	-	266220	2318	7909	148	-	-	-	-

$\Delta$ t50 is the UK's industry standard for heating outputs, which has an operating temperature of 75/65/20°C. If you have a low temperature heat source you may wish to consider  $\Delta$ t40 or  $\Delta$ t30 output (see your installer or system designer or download from [www.stelradprofessional.com](http://www.stelradprofessional.com)).

For EN442 data, technical and installation information please visit our website: [www.stelradprofessional.com](http://www.stelradprofessional.com) and search product downloads.

Lengths quoted are given in good faith. However, due to the nature of the manufacturing process tolerances can and should be expected. Quoted dimensions should therefore only be used as a guideline.



[www.stelradprofessional.com](http://www.stelradprofessional.com)

Telephone: 0800 876 6813

# STELRAD ARTISAN CAST IRON COLUMN



## Delivery Information

Please note: Due to the weight of the product a 2-man lift is required and there is a £84 incl. VAT shipping charge per order, per destination for orders under £1200 incl. VAT.

The delivery driver is only able to stop at the closest point on the road at the nearest accessible external hard standing, i.e. pavement.

Due to health and safety legislation the driver is prohibited from lifting any heavy goods (25kg = max. single person lift). They are not insured to enter the property. It is your responsibility to organise the manpower thereafter to be available to move your radiators to a suitable and dry storage area.

Cast Iron Column radiators are delivered individually wrapped with each individual radiator layer separated with a thick card then secured flat onto the pallet(s).

Cast Iron Column radiators have up to a 15 working day lead time.

## Bush/Valve Installation

Please note that a unique feature of Cast Iron radiators is that the top and bottom threads on one side of the radiator are Left Hand threaded. This means that any Left Hand threaded bushes tighten into these threads in a counter-clockwise direction. The top air vent bush and the fitting below are Left Hand threads (the female sub-thread within these bushes is standard Right-Hand thread). Never force a bush into the radiators thread, double check the bush and radiator threads for correct orientation. The bushes on the opposite end of the radiator are Right-Hand threads (so undo/tighten in the usual way).

When fitting a valve tail or air vent into the Left-Hand bush you will need to 'hold against' the bush with a suitable flat faced wrench to prevent this bush from unscrewing/loosening.

The excessive use of jointing materials when making the valve tails/vents into the bushes can sometimes crack the cast iron bush. It is recommended to use the correct amount of PTFE tape to make this joint. Other sealing compounds can be used and care should be taken to ensure they do not come into contact with the bush gaskets. Whilst you do need to firmly tighten fittings in please do NOT excessively over tighten as this could lead to failure of the component.

Reminder on Bushes: The male (external) large thread of each bush fitting on the air vent side of the radiator is a Left-Hand thread i.e. turns counter-clockwise to tighten. The internal sub-threads of these bushes are standard Right-Hand thread so screw the valve tail and air vent into these bushes in the usual way (clockwise). The radiator section and bush threads at the opposite end of the radiator are both Right Hand threads.

Valves: For trouble free operation always fit your TRV (Thermostatic Radiator Valve) onto the heating flow pipe work. Failure to fit the TRV on the heating flow will cause unsatisfactory operation and could result in excessively noisy operation (water hammer).

Balancing the System: Your heating engineer will be familiar with the requirement to balance the radiators when they commission the system. Getting this right is important to the operational share of the available heated water. This is achieved through adjusting the lock-shield valves on the radiators (turning down the lock-shield valves on radiators that are closest to the pump and opening the lock-shield valves further from the pump). In this way you 'share' the available heat evenly around the system. Do this with the TRV/wheel-head valves fully open and then use the TRV/wheel-head for local room control of the temperature.

## Wall Stay Installation


Wall stays are typically clamped between the rear columns of the radiator and screwed securely to the wall. The threaded rod should then be cut to length to suit final positioning (see diagram below).

**For a secure, long-lasting installation, we recommend adding our Wall Stays.** They discreetly lock your cast iron radiator in place and protect against movement.

**Up to 10 sections:** 1 wall stay

**Over 10 sections:** 2 wall stays for maximum stability

Wall stays provide a firm brace to the wall for your Cast Iron radiator. All our Cast Iron radiators are floor standing and stable, however, due to their weight, we strongly recommend you tie your radiator to the wall with wall stays for added safety. Wall stays details can be found in the accessories section.

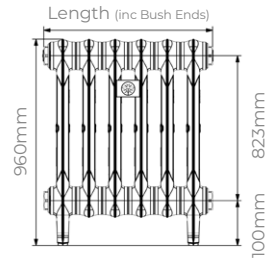
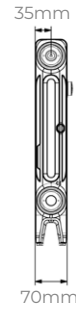
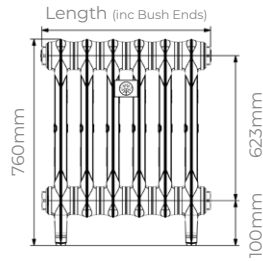
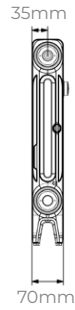
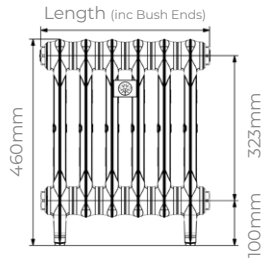
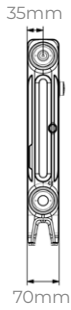


# STELRAD ARTISAN CAST IRON COLUMN

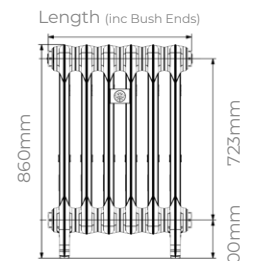
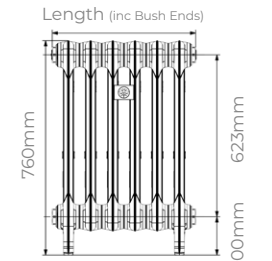
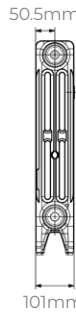
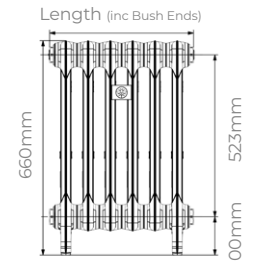
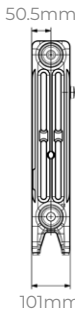
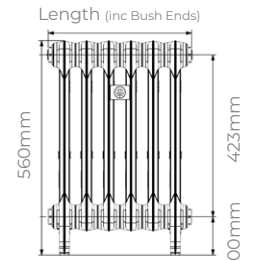
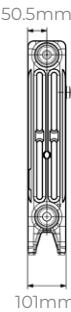


## PRODUCT DIMENSIONS

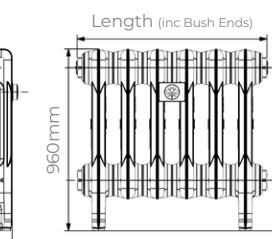
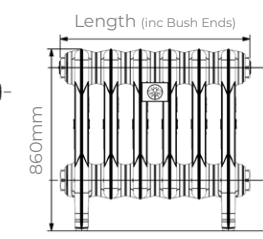
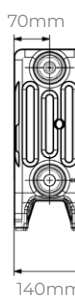
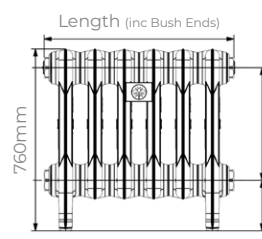
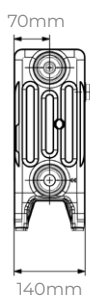
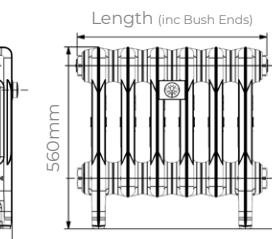
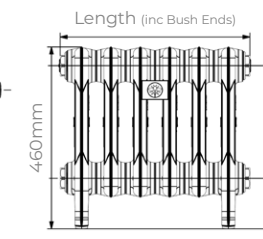
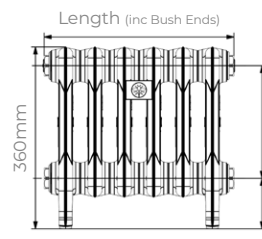
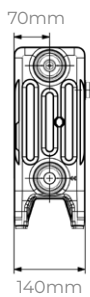
### 2 Column



### 3 Column



### 4 Column

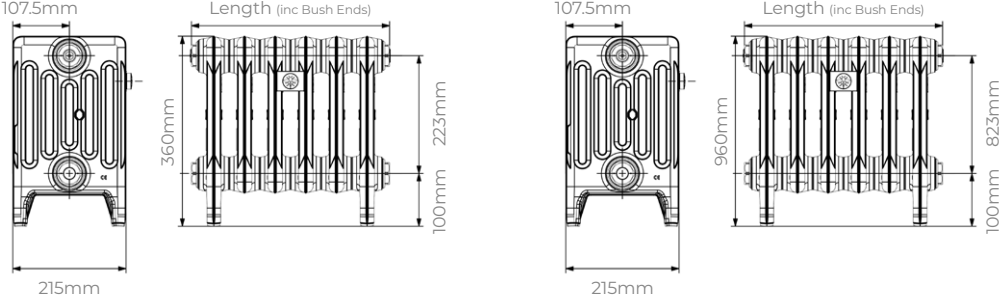


# STELRAD ARTISAN CAST IRON COLUMN



## PRODUCT DIMENSIONS

6 Column



# STELRAD ARTISAN CAST IRON COLUMN



## ACCESSORIES

Type	Stelrad UIN
130mm Shrouds & Base Plates - Antique Brass	262001
130mm Shrouds & Base Plates - Chrome	262002
130mm Shrouds & Base Plates - Natural Brass	262003
130mm Shrouds & Base Plates - Natural Pewter	262004
130mm Shrouds & Base Plates - Satin Nickel	262005
130mm Shrouds & Base Plates - Unlacquered Brass	262006
300mm Shrouds & Base Plates - Antique Brass	262007
300mm Shrouds & Base Plates - Chrome	262008
300mm Shrouds & Base Plates - Natural Brass	262009
300mm Shrouds & Base Plates - Natural Pewter	262010
300mm Shrouds & Base Plates - Satin Nickel	262011
300mm Shrouds & Base Plates - Unlacquered Brass	262012
Wall Stay - Antique Brass	262013
Wall Stay - Chrome	262014
Wall Stay - Natural Brass	262015
Wall Stay - Natural Pewter	262016
Wall Stay - Satin Nickel	262017
Wall Stay - Unlacquered Brass	262018
Windsor Angled Manual - Antique Brass	262019
Windsor Angled Manual - Chrome	262020
Windsor Angled Manual - Natural Brass	262021
Windsor Angled Manual - Natural Pewter	262022
Windsor Angled Manual - Satin Nickel	262023
Windsor Angled Manual - Unlacquered Brass	262024
Windsor Angled TRV - Antique Brass	262025
Windsor Angled TRV - Chrome	262026
Windsor Angled TRV - Natural Brass	262027
Windsor Angled TRV - Natural Pewter	262028
Windsor Angled TRV - Satin Nickel	262029
Windsor Angled TRV - Unlacquered Brass	262030
Windsor Corner TRV - Antique Brass	262031
Windsor Corner TRV - Chrome	262032
Windsor Corner TRV - Natural Brass	262033
Windsor Corner TRV - Natural Pewter	262034
Windsor Corner TRV - Satin Nickel	262035
Windsor Corner TRV - Unlacquered Brass	262036



262001  
130mm Shrouds & Base Plates  
– Antique Brass



262008  
300mm Shrouds & Base Plates  
– Chrome



262013  
Wall Stay – Antique Brass



262014  
Wall Stay – Chrome



262019  
Windsor Angled Manual  
– Antique Brass



262020  
Windsor Angled Manual  
– Chrome



262035  
Windsor Corner TRV  
– Satin Nickel



262036  
Windsor Corner TRV  
– Unlacquered Brass

ALL EN442 INFORMATION IS AVAILABLE ON REQUEST.

# STELRAD ARTISAN CAST IRON COLUMN



## PRESSURE DROPS

Cast Iron Column range Maximum Operating Pressure = 6 bar (max. test pressure = 7.8 bar).

## 'HARDWARE PACK' INCLUDES

Brass bleed valve and touch up paint pots included as standard.

## COLOUR OPTIONS



Aged Gold



Anthracite Black



Bright Gold



Bronze



Copper



Natural Cast



Old Penny



Old Pewter



Pewter



Sovereign Gold